




STOCKSAFE-T LONGLIFE – FOR FERAL CONTROL







PREFABRICATED FENCING FOR PROTECTING YOUR STOCK AGAINST FERALS.




Stocksafe-T is a range of prefabricated wire fence products that can provide an effective barrier against feral animals, such as wild dogs, pigs, wallabies and kangaroos.

APPLICATION

Stocksafe-T has been designed for feral animal control, but can also be used for many other rural applications. The tight knots and close line wire spacings at the base of the fence, set it apart from any other prefabricated fencing wire on the market.

SPECIFICATIONS

| Wire size | Roll length | Suggested applications |
|-----------|-------------|--|
| 6/70/30 | 200m | Sheep and lambs  |
| 7/90/30 | 200m & 500m | Wild dogs, pigs, wallabies  |
| 7/90/45 | 500m | Wild dogs, pigs, wallabies  |
| 8/90/30 | 200m | Wild dogs, pigs, wallabies  |


| Wire size | Roll length | Suggested applications |
|-----------|-------------|--|
| 11/90/15 | 100m | Wild dogs, pigs, wallabies  |
| 13/90/15 | 100m | Wild dogs, pigs, wallabies (Light pressure applications)  |
| 15/150/15 | 100m | Wild dogs, pigs, wallabies, kangaroos  |



FEATURES & BENEFITS

- **Stocksafe-T knot**

- Conceals sharp wire ends that may cut stock if they rub against the fence.
- Creates a rigid picket spacing that provides an effective barrier and improved safety containment.
- Forms a tight bond with the line wires to help keep the fence from sagging and reduce maintenance costs.



- **Manufactured from Australian steel**

- Provides uniform strength and consistent quality over the length of the fence.

- **Uniform line wire tension**

- Helps achieve consistent tension during fence erection.

- **Available in 7 different sizes**


- A choice of barrier or containment fencing products to suit numerous applications.
- Choose a product with the right height and number of line wires to suit your feral animal requirements.

- **Waratah Longlife coating technology**

- Maximum corrosion protection so you replace fences less often.

Explanation of wire size:

15/150/15 = 15 line wires with spacings as illustrated;
150cm fence height;
15cm picket spacing.



INSTALLATION



1. Install your end assemblies and fence posts.
2. Roll Stocksafe-T along the fence line, ensuring the smaller line wire spacings are at the bottom.
3. Tie off each line wire to one end assembly and then evenly attach a Wedglock® clamp to the wire at the opposite end.
4. Attach Wizard® wire strainer chains at the top and bottom of the strainer post. Hook the Wedglock clamp to both Wizard wire strainers.
5. Apply even strain using the Wizard levers, and check wire tension.
6. Tie off around strainer post, then carefully remove Wizard strainers and the Wedglock clamp.
7. Secure fence to in-line posts using Star® post clips (for Star posts) or staples (for timber posts).

TOOLS AND ACCESSORIES



These tools and accessories will help with installing Stocksafe-T:

- Wedglock clamp – pre-fabricated straining tool
- Wizard strainers – wire straining tool
- Gripple® T-Clip – eliminates the need to tie knots
- Star post clips – to attach wire to steel posts



Phone 13 10 80 or visit www.waratahfencing.com.au