



STOCKGRIP LONGLIFE







PREFABRICATED FENCING FOR GENERAL FENCING AND STOCK CONTAINMENT.

Stockgrip is a prefabricated wire fence product designed for longer spans and suspension fencing.

APPLICATION

Stockgrip has a continuous vertical picket resulting in less need for droppers and selvedge wires, saving time and money. The Stockgrip knot allows you to follow the contour in undulating ground and space posts further apart.


SPECIFICATIONS

Wire Size	Roll length	Suggested applications
6/70/30	200m	General stock containment 
7/90/30	200m	General stock containment 
8/90/15	100m	General stock containment 
8/90/30	200m	General stock containment 




FEATURES & BENEFITS

- **Stockgrip knot**
 - Allows for some movement of both the picket and horizontal (line) wire.
- **2.80mm top and bottom high tensile wires**
 - Add strength with less need for selvedge wires.
- **Manufactured from Australian steel**
 - Provides uniform strength and consistent quality over the length of the fence.
- **Waratah Longlife coating technology**
 - Maximum corrosion protection so you replace fences less often.
- **Continuous vertical picket**
 - Less need for droppers and selvedge wires.



Explanation of wire size:

7/90/30 = 7 line wires with spacings as illustrated;
90cm fence height;
30cm picket spacing.



7/90/30

INSTALLATION



1. Install your end assemblies and fence posts.
2. Roll Stockgrip along the fence line, ensuring the smaller line wire spacings are at the bottom.
3. Tie off each line wire to one end assembly and then evenly attach a Wedgelock® clamp to the wire at the opposite end.
4. Attach Wizard® wire strainer chains at the top and bottom of the strainer post. Hook the Wedgelock clamp to both Wizard wire strainers.
5. Apply even strain using the Wizard levers, and check wire tension.
6. Tie off around strainer post, then carefully remove Wizard strainers and the Wedgelock clamp.
7. Secure fence to in-line posts using Star® post clips (for Star posts) or staples (for timber posts).

TOOLS AND ACCESSORIES



These tools and accessories will help with installing Stockgrip:

- Wedgelock clamp – pre-fabricated straining tool
- Wizard strainers – wire straining tool
- Gripple® T-Clip – eliminates the need to tie knots
- Star post clips – to attach wire to steel posts



Phone 13 10 80 or visit www.waratahfencing.com.au